



DT

Features With digital display

- Pressure indicator with a four-digit red LED
- Waterproof IP67 structure
- Stainless steel diaphragm structure for water, oil, and other types of fluid
- Two switches (open collector output: NPN)
- Scalable analog output signal of 4 to 20 mADC
- Semiconductor type with high accuracy and excellent durability



Specifications

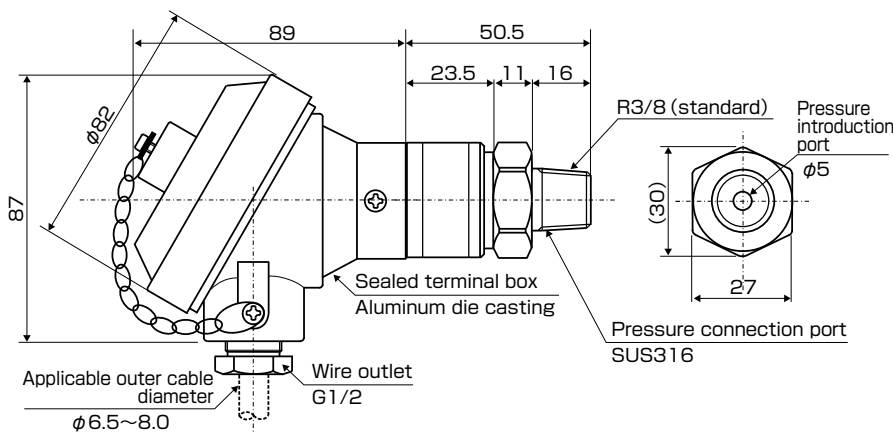
Model	DT							
	-N100KP	-020KP	-050KP	-100KP	-300KP	-500KP	-001MP	-002MP
Rated pressure * 1	0 to -100kPa	0 to 20kPa	0 to 50kPa	0 to 100kPa	0 to 300kPa	0 to 500kPa	0 to 1MPa	0 to 2MPa
Impact of orientation	+ 0.1%F.S.	+ 0.5%F.S.	+ 0.3%F.S.	+ 0.1%F.S.	Posture : downward → sideward			
Pressure type	Gauge pressure * 2 * 3							
Overpressure	200% of the rated pressure							
Wetted part material	Diaphragm : SUS316L Pressure port : SUS316 O-ring : Fluororubber (standard)							
Sealing liquid	Silicone oil							
Applicable media	Gas and fluid (media not damaging the wetted part material)							
Measurement medium temperature	- 10 to 80°C (no freezing allowed)							
Power supply	12 to 24VDC							
Current consumption	60mA or less (ON/OFF output and analogue output current are not included)							
Output	4 to 20mADC							
Load resistance	800 Ω以下 (at power of 24 VDC)							
Responsiveness	Select from 5msec to 5sec							
Compensated temperature range	0 to 60°C							
Operating temperature range	- 10 to 60°C (no freezing allowed)							
Operating humidity range	35 to 85% RH (no dew condensation allowed)							
Pressure connection port	R3/8 (standard) · G3/8 · R1/2 · R1/4							
Casing material	Pressure connection part : SUS316		Connection part : Aluminum			Terminal box : Aluminum die casting		
Display part	4 digits red LED Text height : 8mm							
Display cycle	0.1sec							
Display range	- 1999 to 9999							
Decimal point display	0 / 0.0 / 0.00 / 0.000							
Operation display	Red LED : Turns ON when the switch is output							
Display precision	± 1.0% F.S. ± 1 digit or less (Include temperature characteristics from 0 to 60°C)							
linearity	± 0.3% F.S. or less							
Structure	IP67							
Insulation resistance	100M Ω以上 / 500VDC							
Withstand voltage	500VAC, 1 minute							
Vibration resistance	98.1m / s ² , 2 hours (X, Y, and Z directions)							
Weight	Approx 400g							

* 1. We also manufacture compound pressure sensors (gauge pressure of 500 kPa or less).

* 2. Make sure that the operating vacuum pressure is 10 kPa abs or more. (Operating temperature range: 0 - 60°C)

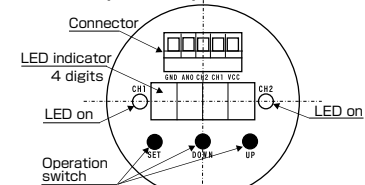
* 3. Use a wiring cable for atmospheric pressure correction.

Dimensions (Units : mm)

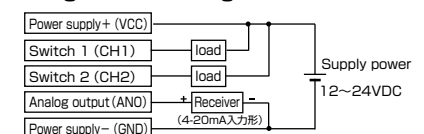


Internal terminal block / wires

Internal operation part



Wiring connection diagram



Option

Optionally, the lid of the terminal box can be changed to a transparent acrylic plate.



Model

DT - A N N - 1 0 0 K P - V - R 3

Type Output mode Special Pressure range Unit of pressure O-ring Pressure connection port
A : 4-20mA **Space** : Positive pressure **KP** : kPa **V** : Fluororubber **Space** : R1/4
N : NPN **N** : Negative pressure **MP** : MPa **N** : NBR **G3** : G3/8
C : Compound pressure **X** : Other **R3** : R3/8 (standard) **R4** : R1/2